District A 1

As of May 2026 Cumulative

Year	New Clubs	Dropped Clubs	Gain/ Loss Clubs	New Members	Charter Members	Reinstate Members	Transfer Members	Total Member Added	Total Members Dropped	Gain/ Loss Members
2021-2022	0	0	0	73	0	3	3	79	142	-63
2022-2023	0	3	-3	126	3	5	28	162	140	22
2023-2024	0	1	-1	99	1	1	8	109	121	-12
2024-2025	0	0	0	86	0	7	11	104	165	-61
2025-2026	0	0	0	89	0	11	8	108	81	27
Average	**0**	**1**	**-1**	**95**	**1**	**5**	**12**	**112**	**130**	**-17**

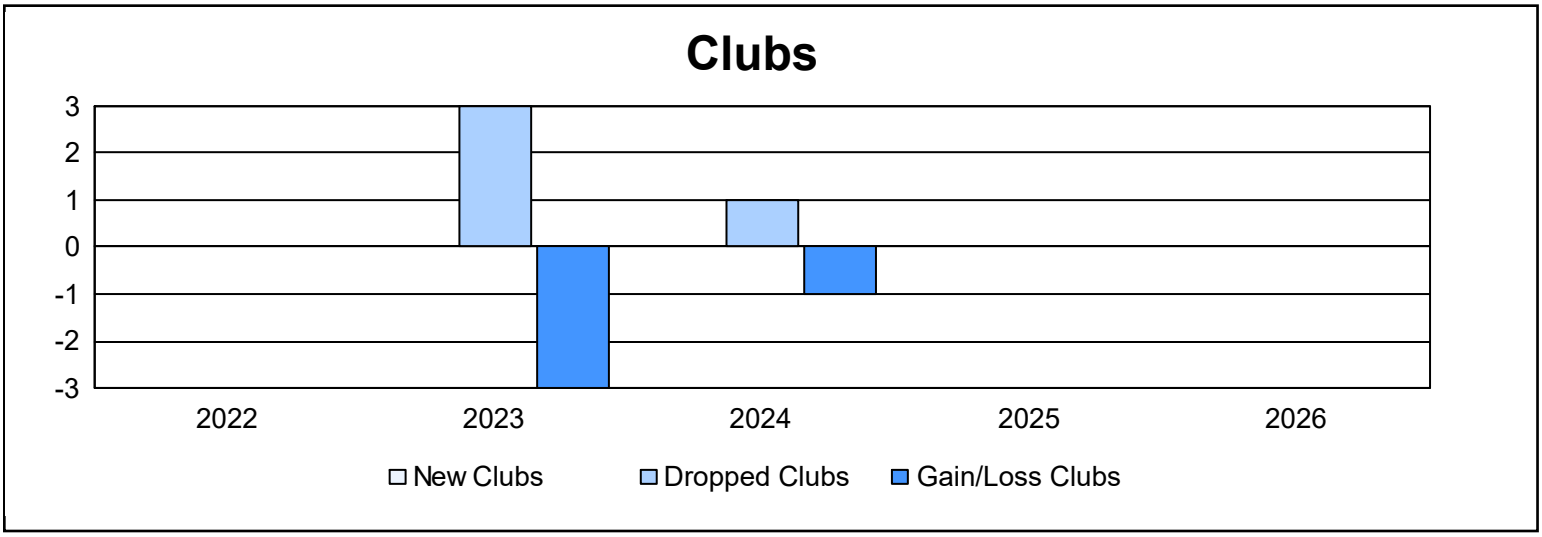

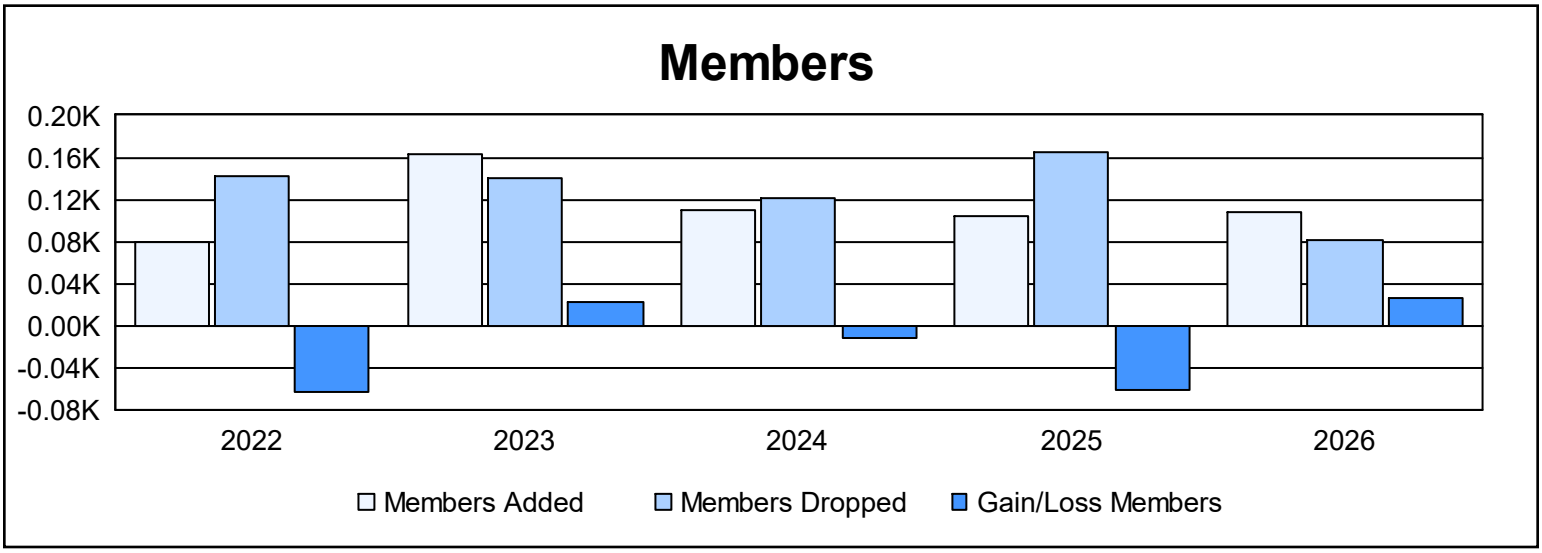

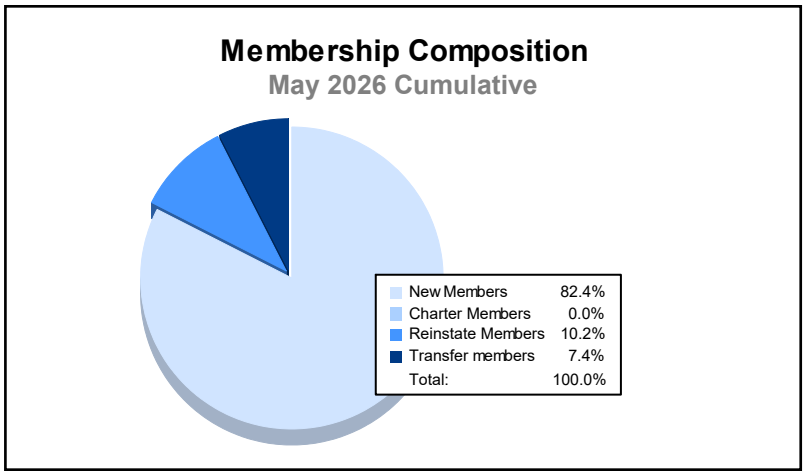
Membership Composition
May 2026 Cumulative
New Members 82.4%
Charter Members 0.0%
Reinstate Members 10.2%
Transfer members 7.4%
Total: 100.0%

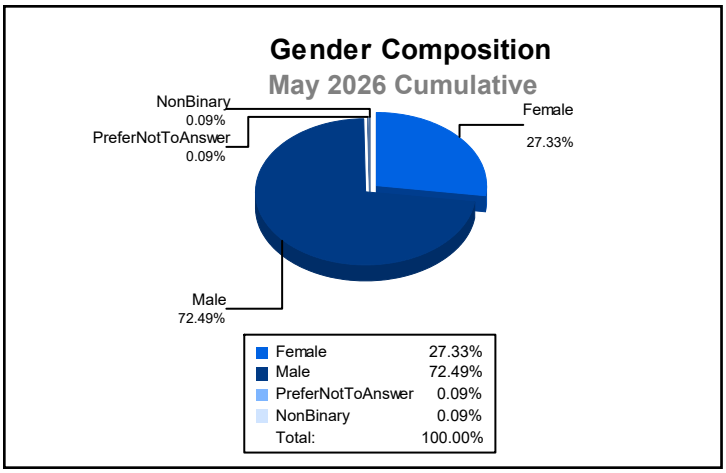
Gender Composition
May 2026 Cumulative
NonBinary
0.09%
PreferNotToAnswer
0.09%
Female
27.33%
Male
72.49%
Female 27.33%
Male 72.49%
PreferNotToAnswer 0.09%
NonBinary 0.09%
Total: 100.00%